

In the Name of Allah

Prospect Plus 1

اپلیکیشن خط سفید
پاسخ تمام نیازهای شما

رایگان

دانلود محتوای
لوح فشرده کتاب

کلی امکانات
جذاب دیگر ...



دانلود مستقیم

www.khatesefid.com

khatesefid



مجموعه کتاب های Prospect Plus پایه های هفتم، هشتم و نهم گروه آموزشی
زبان های خارجی خط سفید در فهرست توصیفی کتاب های آموزشی مناسب و
مرتبط با برنامه درسی وزارت آموزش و پرورش (کتاب نامه رشد) قرار دارد.

KHATE SEFID

سرشناسه : ویلیامز، ایوان اچ. Williams, Ivan H.
 عنوان و نام پدیدآور : Prospect Plus1/ Authors Ivan H. Williams ...[et al].
 مشخصات نشر : خط سفید
 مشخصات ظاهری : ۱۲۰ ص. : مصور(رنگی)؛ ۲۲ × ۲۹
 شابک : 978-600-7361-83-2
 وضعیت فهرست نویسی : فیبا
 یادداشت : انگلیسی.
 یادداشت :
 Authors and editors: Ivan H. Williams, Majid Askari Azghandi, Mehri Ghassemizadeh, Hamed Naiminia
 آوانویسی عنوان : پراسپکت...
 موضوع : زبان انگلیسی -- کتابهای درسی برای خارجیان
 موضوع : زبان انگلیسی -- راهنمای آموزشی -- خارجیان
 موضوع : زبان انگلیسی -- مسائل، تمرینها و غیره
 رده بندی کنگره : ۱۳۹۴ پ ۴ / و ۱۱۲۸ PE
 رده بندی دیویی : ۴۲۸ / ۲۴
 شماره کتابشناسی ملی : ۴۱۹۴۴۴۱

Prospect Plus 1

Authors : Dr. Ivan H. Williams, Majid Askari Azghandi, Mehri Ghassemizadeh, Hamed Naiminia
 Editor : Majid Askari Azghandi
 Designer/ Illustrator : Mobina Kooshki
 Cover Designer : Roghayeh Karami
 Publisher : Khate Sefid Press.
 Printed at : Dana Printing House
 Eight Published : 2019
 Circulation : 3000
 ISBN : 978-600-7361-83-2

Central Office: No. 134, Between 12 Farvardin & Ordibehesht, Shohadaye Jandarmeri St.,
 Enghelab Sq., Tehran, Iran. 021-66417694 - 021-66417638

Contact Us: 09105008424
 Sales Department: 09102015200
 SMS: 10000445

 Khatesefid


 www.khatesefid.com

All rights reserved.

No part of this publication may be reproduced, stored in a retrieval system, or transmitted, in any form or by any means, without the prior permission in writing of Khate Sefid Press.

Table of Contents

Preface								page 5
Welcome								page 7
Title	Vocabulary	page	Grammar	page	Language Function	page	Phonics	page
UNIT 1 New Friends	Introducing and Greeting Relationships	16	'To be' verbs	17	Spelling	20	sh, ch	24
		22	'Who' and 'What' with "be"	23				
UNIT 2 Family and Date	Family Members	30	Possessive adjectives	31	Giving People's Age	33	th	41
	Seasons, Months and Weekdays	36	'To be' wh-questions	37				
UNIT 3 Jobs and Appearance	Occupations	44	'To be' yes/no questions	45	Talking about Jobs	47	ee , ea	55
	Clothing, Colors and Appearance	50	'To be' : negative	51				
Review Test 1								page 57
UNIT 4 Rooms and Buildings	Rooms and Buildings	62	'There is' and 'There are'	63	Talking about Homes	66	ou , ai	70
	Furniture and Household Objects	65	Present Continuous Statements	69				
	Ongoing Activities	68						
UNIT 5 Directions	Places in Your Neighborhood	76	Questions with 'How'	78	Asking and Giving Directions	80	c , g	87
	Time	82	'Be' : questions about time	83				
UNIT 6 Eating Well	Foods	90	Countable and Uncountable Nouns	91	Talking about Food	94	Magic 'e'	98
			would like, some and any	97				
Review Test 2								page 103
Practice Time								page 107



Unit 1
New Friends



Unit 2
Family and Date



Unit 3
Jobs and Appearance



Unit 4
Rooms and Buildings



Unit 5
Directions



Unit 6
Eating Well

PREFACE

The importance of learning English as an international language affecting international trade, tourism industry, economic and political relations is no secret. The use of English in today's world is not an issue to be ignored or denied.

As a matter of fact, communicating through an international language can be considered both as an opportunity and – at the same time – a threat for children, adolescents and the youth of our country. Any language, including English, can be regarded as an effective way to promote the *culture*, *vision* or the *ideology* of the nation whose language is widely presented through books, videos and web pages and negligence in this respect has some devastating impacts on our *native culture* and *religious originality*. Consequently, there has always been the concern that English teaching, may bring with it manifestations of Western culture, some parts of which are contrary to the moral and religious values of our **Islamic** and **Iranian** culture. Obviously, presenting such books written on the basis of a foreign culture can provide the opportunity of the mentioned permeation.

Khat-e Sefid Press, as a specialized publication center in the field of creating English textbooks and teaching aids, aiming at eliminating aforementioned concerns, and even more, trying to use the English language to promote the **Islamic-Iranian culture**, has decided to compile a series of complementary books (**Prospect Plus**) for students studying at “National Organization for Development of Exceptional Talents (NODET)” schools.

The supplementary books which has been used to be taught in NODET schools are no longer efficient for the new generation of English learners due to an alteration in teaching approach and methodology as well as the students' English course books. With this in mind, in Prospect+ we have included all the themes and topics of the Education Ministry textbooks and, concurrently, tried to strengthen the students' language skills and sub-skills with a special focus on their communicative proficiency.

What distinguishes **Prospect Plus** complementary books from the foreign ones is the special attention paid to the traditions, as well as scientific, religious, artistic, and athletic features of our country, in addition to a number of informative texts about other nations around the world.

Prospect Plus is principally compiled for gifted students, and teachers can decide on the proper time for teaching these books.

The most important features of Prospect Plus

1. Introducing extensive complementary vocabulary in addition to what students learn in their textbooks.
2. Introducing functional differences between *formal* and *informal* usage of sentences and phrases.
3. Providing written and audio comprehension texts related to the topic(s) of each lesson.
4. Offering various exercises aimed at strengthening the four skills in language learning.
5. Involving all five senses in learning English.
6. Taking Gardner's "eight intelligences" into account.
7. Using the communicative approach in designing practices.
8. Presenting real life conversations and task-based exercises.
9. Paying worthwhile attention to Iranian-Islamic culture.
10. Enabling students to consolidate what they have learned from the book and do self-assessment through a section based on project-based learning presented as 'Practical English' section.

Organization of the book

The first unit called "**Welcome**" is an introduction to this English course containing the basic concepts of English, as well as the most practical *classroom language* in order for the teachers to persuade their students to use English as the prevalent language in class.

The main body of **Prospect Plus** is made up of six 12-page units. Each unit is divided into four 3-page lessons **A, B, C** and **D**. Each lesson introduces a grammatical point or the vocabulary of a certain topic followed by some exercises – all based on CLT – to reinforce the learned material. The second and third pages aim at giving the students the opportunity to fortify language skills and sub-skills (Listening, Speaking, Reading, Writing, Vocabulary, Grammar ...) via various types of exercise.

In "**Phonics**" the pronunciation of some problematic sounds is taught. The audio files and beautiful pictures make it easier for the students to improve their pronunciation.

In '**Practice Time**', some noticeable number of extra exercises are provided for each unit in order for the students to practice what they have learned in their course book. This section intends to give the students the opportunity to enhance their knowledge of vocabulary and grammar and to develop their needed skills for communication.

We hope that **Prospect Plus** series can help our dear students learn an international language besides preserving their religious and national beliefs and viewpoints. We warmly appreciate our knowledgeable teachers' constructive comments and suggestions.



Welcome

Classroom Language

A Some things your teacher says
Listen and repeat:



1. look



2. listen




3. read



4. write



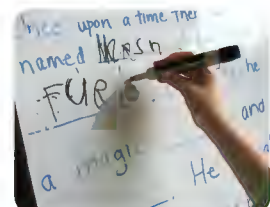
5. speak



6. match



7. repeat



8. complete



9. open



10. close



11. turn/go to page 10



12. circle



13. tick



14. cross



15. draw



16. give

B Play a game

Listen to your teacher. Do the actions.



close



eat



listen



look



open



play




play computer games



read



speak



watch TV



sleep



write

C Tick (✓) the things you do at school.

1. Speak



2. Open



3. Sleep



4. Eat



5. Read



6. Match



7. Play computer games



8. Watch TV



D A puzzle

Write the words in the puzzle. What is the word 12?

11

10

9

8

7

6

5

4

3

2

1

12

11

10

9

8

7

6

5

4

3

2

1

teamwork

multiple individuals are and placing the need to the team. The

The English Alphabet

E Listen to the alphabet song. Say the alphabet as a class.

A	B	C	D	E	F	G	H	I	J	K	L	M	N	O	P
a	b	c	d	e	f	g	h	i	j	k	l	m	n	o	p
Q	R	S	T	U	V	W	X	Y	Z						
q	r	s	t	u	v	w	x	y	z						

F Listen. Circle the letters you hear.

1. B D	2. K Q	3. S C
4. h f	5. a i	6. v w
7. E I	8. R A	9. G J
10. x s	11. n m	12. y v
13. U Y	14. Z S	15. L N

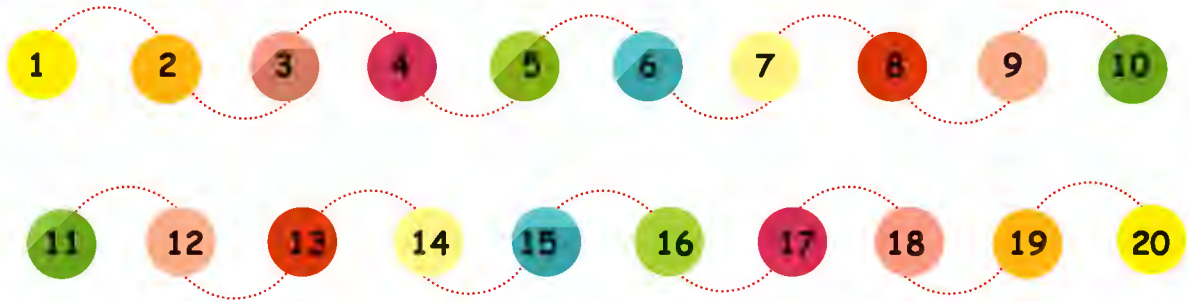
G Listen and write the letters. Then match.

1. P _ _ _ _ _
2. _ _ _ _ _
3. _ _ _ _ _
4. _ _ _ _ _
5. _ _ _ _ _
6. _ _ _ _ _



Numbers

H Listen and repeat.



I Play Bingo. Choose a card. Follow your teacher's instructions. Listen.

BINGO			
3	8		19
		11	
5		15	20

card (A)

BINGO			
4		13	16
	8		
7		14	18

card (B)

BINGO			
	6	12	
2			18
	9	17	20

card (C)

J What's the next number?

a. three, seven, eleven,

c. two, four, seven, eleven,

b. twenty, seventeen, fourteen,

d. ten, twelve, eleven, thirteen, twelve,

K A game: Number buzz

Count round the class. After every four numbers the next person must say "buzz".





1, 2, 3, 4, BUZZ, 6, 7, 8, 9, BUZZ, ...

Classroom Objects

L Listen and repeat.



M Find the words.



New Friends

At the end of this unit you can:

- Introduce yourself and someone else.
- Greet formally and informally.
- Spell your name and other words you know in English.
- Say about relationships between you and people around you.



Unit 1

Vocabulary

A Listen and repeat.

» Introducing

Introducing yourself

A: Hi. My name's Melika Keramati.

B: Hello. It's a pleasure to meet you. I'm Doctor Kashani.

A: And what's your first name, please?

B: My first name is Hanieh, but you can call me Hani.



Introducing someone else

A: I'd like you to meet my professor, Mr. Gomez.

B: Glad to meet you Mr. Gomez.

C: Glad to meet you, too.



B Introduce yourself to your classmates.

C Introduce two friends to each other.

» Greeting

Formal

A: Good evening, Captain Jones.

B: Hello, Mr. Smith. How are you?

A: Very well, thank you. And you?

B: Just fine. Oh! I really got to go now. Goodbye.

A: Goodbye Captain.



Informal

A: Hi. How are things?

B: So-so. My name's Matt.

A: I'm Kevin. Well, good to know you, take care.

B: You too.



Tip 1

first name middle name last name

Susana Ann Harris

full name

Tip 2

Miss Komeili = a single woman

Mrs. Fallahi = a married woman

Ms. Tavakkoli = a single or married woman

Other titles:

Dr. Ebadi, **Captain** Hamidi, **Professor** Shakiba

Grammar

» "To be" verbs

Subject pronoun	'To be' verb	
I You He / She	am are is	Captain Cook.
It We You They	is are are are	my school. Karen and Kasra. Mitra and Sanaz. Kazem and Milad.

Long form	Short form
I am	I'm
You are	You're
He is	He's
She is	She's
It is	It's
We are	We're
They are	They're

A Circle the correct words.

- Hello. I **is / am / are** Professor Kamkar.
- She's / He's / It's** afternoon.
- You / He / She** are Ms. Malek, yes?
- Our last names **are / am / is** Adib and Samadi.
- My first name **am / is / are** Maria. What **are / is / am** your first name?
- These are Kamand and Ava. **You / We / They** are my classmates.

B Unscramble the sentences.

- my / is / neighbor / Miller / this / Mr.
.....
- Mrs. / my / is / Potters / boss.
.....
- Carol / are / and / Melissa / we.
.....
- is / Kazemi / Miss / doctor / a.
.....

C Complete the conversations.

1. A: Good afternoon. 'm Sally. What your first name?
 B: Hello. My name Miki. And this..... my best friend, Kate.
 is a teacher.
 A: Oh yes? Good. Happy to see, Kate.
 C: too.
2. A: Hey, Anita.
 B: Hi, how everything with you?
 A: Well. Everything OK. How about?
 B: Oh, I good. Thanks.
 A: See you tomorrow.
 B: Yeah. See you.

Speaking

A: Meet your classmate. Introduce yourself. Then introduce your friend to another classmate.

- A: Hey. I'm Kaveh. What's your name?
 B: Hi, my first name is Keihan and my last name is Modiri.
 A: Glad to see you, Keihan.
 B: You too.
 A: Let me introduce you to Hossein. He's my best friend.
 B: Nice to meet you.
 C: Nice to meet you, too.

B: Greet your classmate.

- A: Hi, Kiarash.
 B: Good morning, Arman.
 A: How's it going?
 B: So-so. How about you?
 A: I'm OK. Thanks.
 B: Catch you.
 A: Yeah, bye.

